

# Medium Voltage High Resistance Grounding



Safeguarding medium voltage industrial and distribution networks against outages and damage caused by electrical faults is key to a secure and profitable workplace. Line to ground faults account for 98%

of all plant electrical failures. Eliminating their potentially deadly effects dramatically increases productivity and safety.

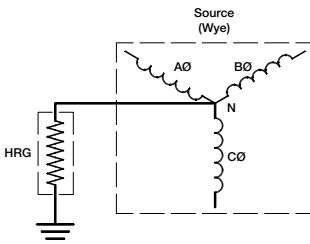
With increased attention industry-wide to reducing the harmful impact of arcing faults, tackling the problem at its source remains the surest method of increasing your network's reliability. Post Glover has built on the framework of their acknowledged industry-leading PulserPlus.Net™ to create the new MVP.Net™, a fully

featured medium voltage high resistance grounding package.

Post Glover's MVP.Net™ integrates digital controls, available Ethernet communications, and field adjustable ground fault current levels. Available in both wye and delta configured solutions, the MVP.Net™ can be used to retrofit existing networks or can be designed into new installations from the conceptual stage. With several enclosure options, its ease of installation,



top-level factory support and overall superiority make this the easy choice when the customer requires a high resistance grounding system for complete ground fault protection.



## Features of the MVP.Net™

Productivity Impact		System Type			
		Ungrounded System	Solidly Grounded System	Low Resistance Grounded System	High Resistance Grounded System
Equipment Damage	Overvoltages	Severe	None	Limited	Limited
	Overcurrent - Damage at point of fault	Unknown	Severe	Minimal	None
	Maintenance Costs	High	Reasonable	Reasonable	Low
Downtime	Continuous Operation with Ground Fault	Possible but not recommended	Not possible	Not possible	Ideal
	Relay Co-ordination (Appropriate Equipment Tripped, Ease of fault location)	Difficult	Difficult	Good	Excellent
Personnel	Safety to Personnel	Poor	Good	Good	Excellent

Post Glover's MVP.Net™ is the premier digital high resistance pulsing grounding system on the market today for use on medium voltage networks. It has been engineered and tested for trouble-free installation and provide the most comprehensive feature set available. From tapped resistors wired to a terminal block to easy to use software, the most advanced HRG system available is designed for seamless integration into your system protection scheme.

### Tapped Resistors

Multiple resistor settings standard from the factory to adjust for actual system charging current

### Wye or Delta

Standard packages suitable for use with available neutral or for bus connection to Delta connected networks

### Upgradeable Firmware

Easily upgraded by the user as new features and improvements become available

### Eliminate Nuisance Alarms

Voltage and current alarms are triggered by the fundamental frequency only, avoiding alarms created by harmonic distortion

### Enclosure Options

Available in indoor or outdoor, painted or stainless steel, OEM kits, wall-mount or freestanding to meet site specific needs

### Digital Controls

All set points and features available through visual user interface simplifying field set-up

### Real-time Data Logging

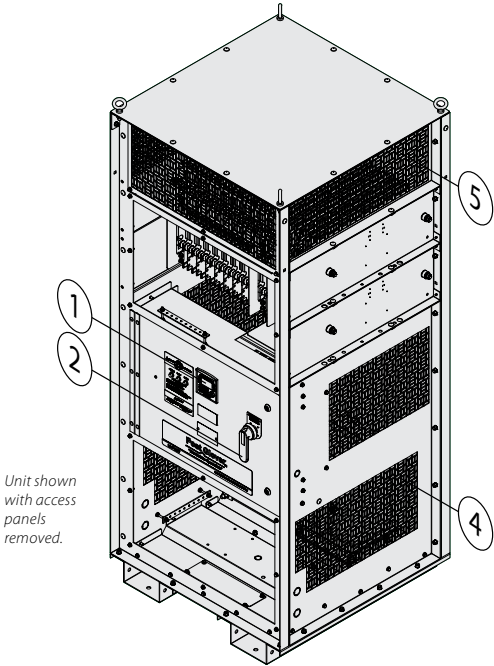
Alarms, events and user access are all logged with a date/time stamp

### Ethernet Connectivity

Choice of Modbus via Ethernet TCP/IP or RS-485 communications for remote monitoring and configuration

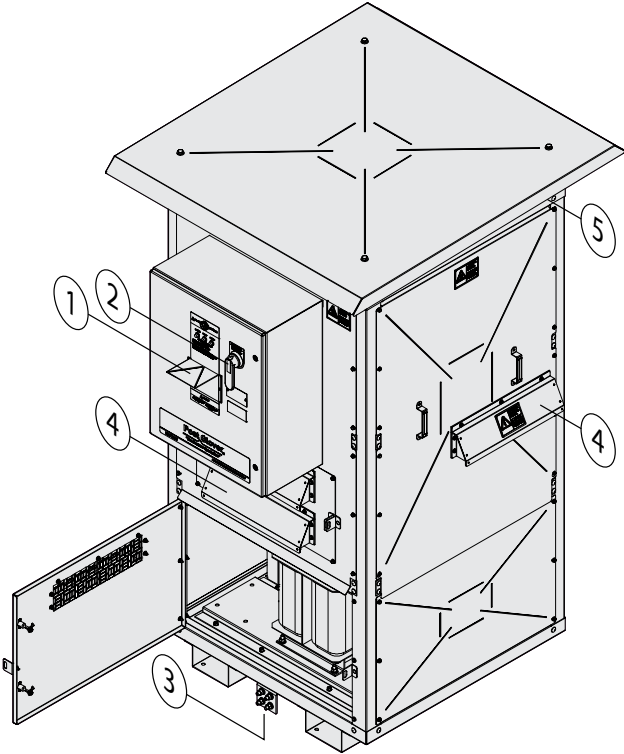
Key Features and Components

- 1 - UL Type 4 Control Interface with Alarm and Indicating Lights
- 2 - Control Power Disconnect Switch
- 3 - Common Ground Pad
- 4 - Cooling Air Intake
- 5 - Cooling Air Outlet



Indoor Unit

Height: 87.4" Length: 36"  
 Width: 36" Footprint: 36" x 36"  
 Approx. Weight: 886 – 1121 lbs



Outdoor Unit with Exhaust Hood

Height: 92.8" Length: 67.8"  
 Width: 52.5" Footprint: 42" x 42"  
 Approx. Weight: 1228 lbs

Quick-Quote Form	System Voltage:	<input type="checkbox"/> 2400 V	<input type="checkbox"/> 4160 V	<input type="checkbox"/> Other. Specify: _____	
	Current:	<input type="checkbox"/> 5 – 10 amps, continuous	<input type="checkbox"/> 5 – 12 amps, continuous		
	Frequency:	<input type="checkbox"/> 60 Hz	<input type="checkbox"/> 50 Hz		
	System connection:	<input type="checkbox"/> Wye	<input type="checkbox"/> Delta		
	Enclosure:	<input type="checkbox"/> Indoor (36"x36" footprint)	<input type="checkbox"/> Outdoor (42"x42" footprint)		
	Enclosure finish:	<input type="checkbox"/> Painted galvanized steel, ANSI-61 Gray (standard)	<input type="checkbox"/> Stainless Steel, 304	<input type="checkbox"/> Stainless Steel, 316	
		<input type="checkbox"/> Painted, other color (Specify color: _____ )			
Accessories:	<input type="checkbox"/> Control power transformer	<input type="checkbox"/> Anti-condensation heater	<input type="checkbox"/> Clamp-on ammeter for fault locating		
Other requirements:					